

# FRASER HILL FARM®

## Christmas Tree Assembly Instructions

The model number of your tree is printed on the side of your carton.  
Always use this number to identify your product.

Thank you for your purchase of this quality Christmas item. With proper use and care, this product will provide you with years of enjoyment. Please follow the instructions on how to assemble and disassemble your tree. If you should have any problems with your product, DO NOT return it to the place of purchase. Please call our toll free number: **1-855-591-7451** or email us at [holiday@FraserHillFarm.com](mailto:holiday@FraserHillFarm.com) and a customer service representative will assist you. Enjoy your Holiday!

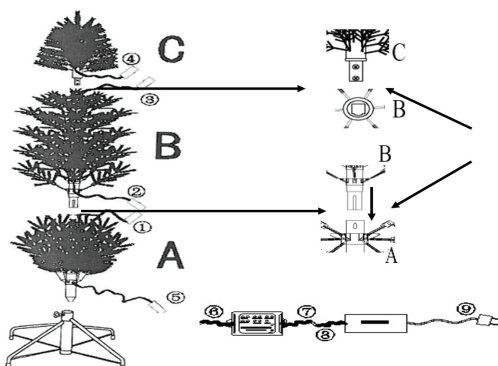
### Your Package Includes:

1 tree stand, 1 tree top, 2 tree sections with branches, and 1 controller

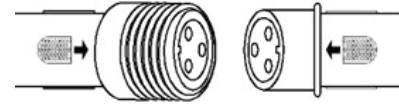
**PLEASE READ ALL INSTRUCTIONS COMPLETELY:** Before assembling your tree, use only miniature tree lights. Note that the stand shown here may differ from the stand supplied with your tree.

## INSTALLATION INSTRUCTIONS

1. Remove the tree stand and adjust the legs to form an X shape and loosely insert the thumb screws to secure the legs in place.
  - Your assembled tree may be heavy and difficult to move, so place the stand in the desired location before assembling.
2. Place the bottom section A of the tree into the stand. Allow the hinged branches to unfold into place. Take care to make sure all wiring is free from the branch hinges. Tighten the thumbscrews on the stand.
3. Insert the middle section B of the tree into the bottom section A. Allow the hinged branches to unfold into place. Make sure all wiring is free from the branch hinges. Connect the light set from the middle section to the light set from the bottom section. (Marked as 1 & 2 in illustration.)
4. Insert the tree top C. Connect the light set from the top section C to the light set from the middle section B. (Marked as 3 & 4 in illustration.)
5. Connect the light set attached to the bottom section of the tree to the controller. (Marked as 5 & 6 in illustration.)
6. Connect the controller to the transformer (Marked as 7 & 8 in illustration).
7. Connect the transformer to the power outlet. (Marked as 9 in illustration).
8. Your tree is ready to be decorated.

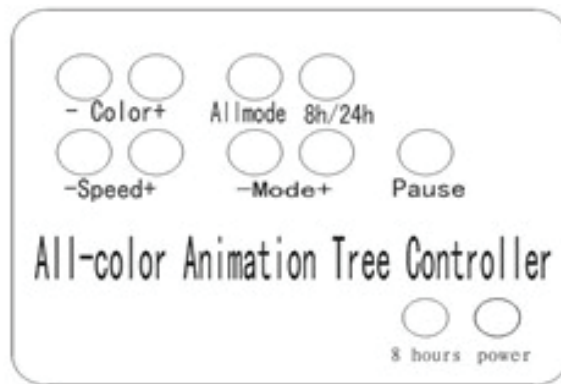


**NOTE:** For proper cord connection align the arrow and the slot as shown in illustration at left.



**PLEASE READ THE FUNCTIONS BELOW** before using your controller.

1. **POWER** - When illuminated your controller is on.
2. **MODE- and MODE+** - Changes the light dancing mode; there are 16 modes to choose from.
3. **ALL MODE** - Plays all 16 light dancing effects continually.
4. **SPEED- and SPEED+** - Changes the light dancing speed.
5. **PAUSE** - Stops and restarts the light dancing.
6. **COLOR- and COLOR+** - Changes the light dancing color; there are 15 colors to choose from.
7. **8H/24H** - When illuminated the timer is on. Turn on at the time you want your tree to illuminate daily. Your tree will illuminate for 8 hours then turn off for 16 hours. If the 8-hour button is off the lights will illuminate until they are manually turned off.



**NOTE:** When powered on after being shut off your tree will continue from the light dancing mode that was running when the power was shut off.

## IMPORTANT SAFETY INSTRUCTIONS



### **WARNING**

- **THIS PRODUCT IS INTENDED FOR INDOOR OR OUTDOOR USE.**
- This adapter is intended for indoor and outdoor use. Only the adapter and control box provided with the product is to be used; do not use any other adaptors and control boxes.
- Do not connect to the power supply while the product is in the packaging.
- Do not mount or place the product near gas or electric heaters, fireplaces, candles, or other similar heat sources.
- Do not cover the product with cloth, paper, or any other material not part of the product when in use.
- Unplug the product if left unattended.
- The external flexible cable or cord cannot be replaced.
- Do not use this product for any other purpose than its intended use.
- Do not secure the wiring with sharp hooks or nails. This can cut or damage the wire insulation.
- Do not connect the light set to any other light set by cutting or joining the sets together.
- Do not hang ornaments or other objects from the cord, wire, or light strings.
- Do not close doors or windows on the product or extension cord as this may damage the wire insulation.
- Not intended for permanent installation or use.
- To reduce risk of fire, do not deliberately reposition either lamp holder contact.
- This is an electrical product, not a toy.
- To avoid the risk of fire, burns, personal injury, and electric shock it should not be played with or placed where small children can reach it.
- The product uses non-replaceable LED bulbs, do not try to replace.

**STORAGE TIPS:** We suggest saving the carton for storing your figurine. Store in a cool, dry area where the temperature does not exceed 100°F.

# 1-YEAR LIMITED WARRANTY

"Limited" Warranty Program

For a period of one (1) year after purchase, Fraser Hill Farm ("Manufacturer") will either repair or replace defective components in accordance with this Limited Warranty.

*Sales and use taxes, plus shipping and handling charges are the responsibility of the consumer.*

This warranty is between Manufacturer and the original purchaser and is valid only when accompanied by the original purchaser's sales receipt showing original date of purchase and location of purchase. Replacements under this warranty revert back to the date of original purchase for future warranty.

Manufacturer or its authorized dealer can accept or reject warranty claims based on its findings. This warranty applies in normal residential use only, where an issue with the product is due to a defect in material or workmanship. Manufacturer can make substitutions as required of materials, components, and sub-components of comparable value and utility. This warranty is limited to product repair or replacement (to be determined solely by Manufacturer). Warranty return is limited to only the single affected component.

This warranty covers only manufacturing defects and does not cover normal wear and tear, abuse or misuse, including: water damage, chemical damage, exposure to extreme heat or cold, abrasion or excessive weight. This product is intended to be used with standard ornaments only. This warranty is invalid if the product is not used for intended purpose. Manufacturer disclaims liability for any aspect of installation and any inconvenience caused by a defective part or component.

Certain items are not covered by this warranty. These include, but are not limited to the following:

1. Components subjected to abuse, including abuse intended to simulate failure.
2. Damages caused by retailer, shipper or installation crew (such as scratches, dents, tears, etc.).
3. Any part which merely exhibits normal wear yet functions essentially as new, including stretching of materials and stitching.
4. Tears, punctures, scratches or any damage caused by improper installation or use.
5. Items sold "as is" or floor models.

To make a claim, send a copy of the original sales receipt along with a brief description of the problem to the email address below. Please include your email address and daytime telephone or cell phone #. All items may be charged actual freight and handling costs. Repairs or replacement will be made at the Manufacturer's option.

**THIS IS THE ENTIRE EXCLUSIVE EXPRESS LIMITED LIABILITY. THE MANUFACTURER NEITHER MAKES NOR IS RESPONSIBLE FOR ANY OTHER WARRANTIES, EITHER EXPRESS OR IMPLIED, INCLUDING THOSE OF RETAILING DEALERS. THIS EXCLUSIVE REMEDY IS LIMITED TO RECEIPT OF A CREDIT IN CONNECTION WITH THE REPAIR OR REPLACEMENT OF ANY PRODUCT OR COMPONENT DEEMED TO BE DEFECTIVE UNDER THE TERMS AND CONDITIONS AS STATED IN THIS WARRANTY. NEITHER HANOVER, THE PRODUCT MANUFACTURER NOR ITS AGENTS SHALL BE LIABLE IN ANY CASE FOR INCIDENTAL, INDIRECT, SPECIAL OR CONSEQUENTIAL DAMAGES RESULTING FROM THE USE OF THIS PRODUCT OR ARISING OUT OF ANY BREACH OF THIS WARRANTY OR NEGLIGENCE EVEN IF IT HAS BEEN ADVISED OF THE POSSIBILITY OF SUCH DAMAGES. EXCEPT AS OTHERWISE MAY BE REQUIRED BY LAW, THERE ARE NO OTHER EXPRESS OR IMPLIED WARRANTIES OTHER THAN THE WARRANTY DESCRIBED HEREIN, AND ALL OTHER WARRANTIES, INCLUDING ANY IMPLIED WARRANTY OF MERCHANTABILITY OR FITNESS FOR A PARTICULAR PURPOSE ARE EXPRESSLY DISCLAIMED.**

**Holiday@FraserHillFarm.com**

**1-855-591-7451**

**www.FraserHillFarm.com**